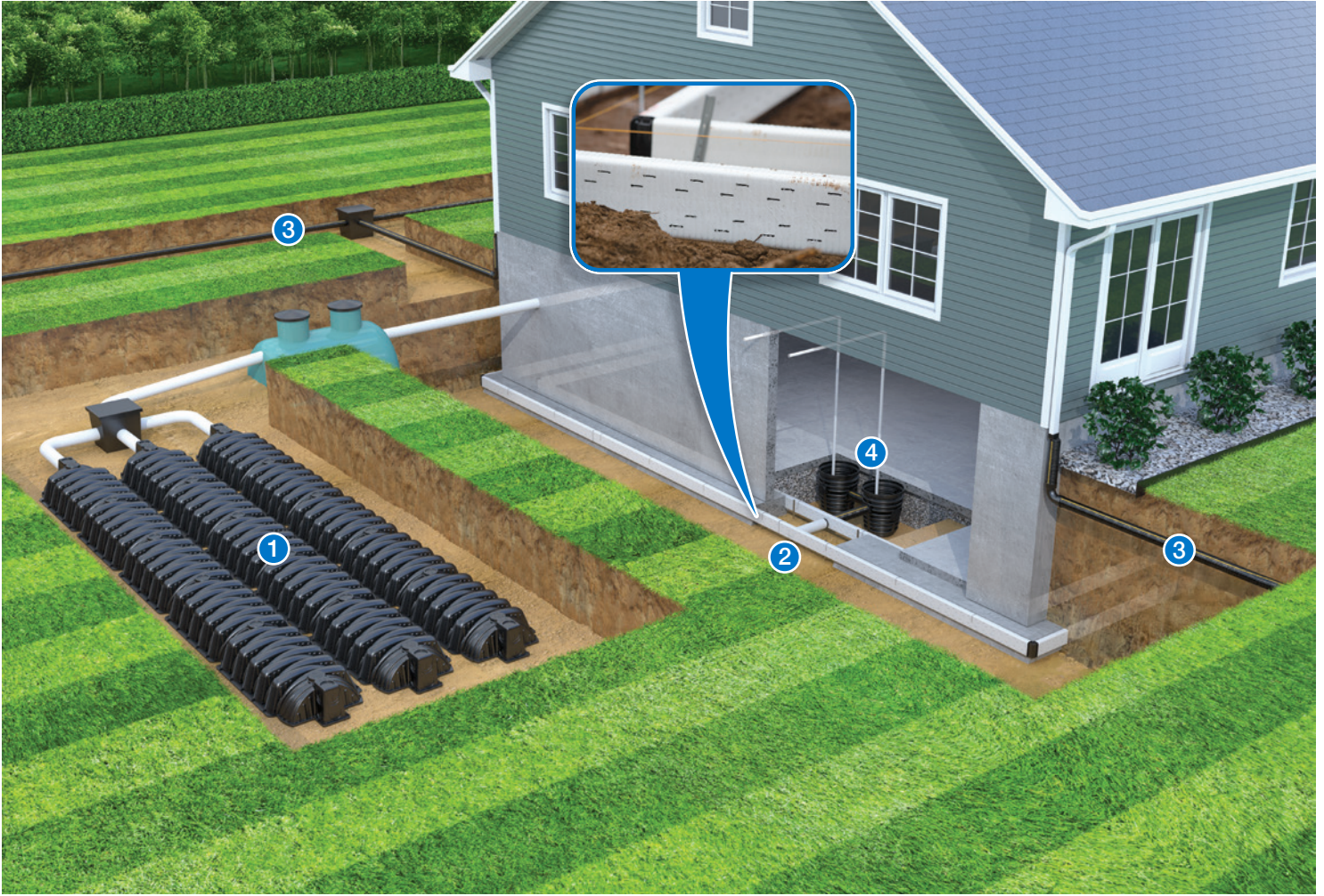


Residential Water Management by Prinsco



1

PRO 4[®]

Pro4 Chambers – A highly efficient, gravelless drainfield solution for residential and commercial septic systems. Specifically designed for professional contractors looking for cost efficiency, delivery convenience, ease of installation, and application flexibility while maximizing drainfield infiltration area.

2

PROFORM HD[®]

Proform HD – An innovative, efficient alternative to traditional wood or PVC forms. This dual-wall corrugated plastic (HDPE) system actually forms the footings while at the same time providing superior drainage and radon venting – all in one easy step!

3

GOLDLINE[®] GOLDFLO[®]

Goldline Single-Wall Pipe – Perforated or non-perforated pipe used for downspout and roof drainage.

Goldflo Dual-Wall Pipe – Non-perforated pipe used for downspout and roof drainage, culverts, and ditch enclosures.

Fittings and Accessories – Prinsco offers a wide variety of single-wall and dual-wall fittings, catch basins, downspout adapters, aprons, and more!

4

Sump System – Water collection accessories intended for use with a sump pump. Works with Proform HD for drainage outlet and radon venting. Radon lids with gasket sealed lid to keep out radon gas.

Prinsco Product Resources


Installation Documents
Specifications
Technical Notes



See back side of sheet for product details and specifications.

PRO4®

- Pro4/36, Pro4/36HC, Pro4/36LP, and Pro4/24 chambers with end cap
- Interlocking coupling with 10° joint articulation
- Asymmetrical arch design
- Injection molded using high-performance polymers
- Exceeds International Association of Plumbing and Mechanical Officials (IAPMO) standards



| 36

| 36HC

| 36LP


| 24

PROFORM



- The dual-wall design adds strength without sacrificing the durability benefits of HDPE
- Supports radon venting to protect your home from poisonous radon gas
- Lightweight yet rigid for easy handling
- Doesn't crack in cold weather or when mishandled
- The 90° elbow allows for field modifications for other angles, eliminating the need for extra elbows on the jobsite
- Ships with coupler installed for increased work site efficiency

GOLDFLO®



- Dual-wall HDPE pipe
- Great for culvert applications
- Manning's "n" value of 0.012
- Full offering of standard and custom fittings
- Available plain-end or gasketed watertight integral bell & spigot connection
- Bell and spigot verified to ASTM D3212 10.8 psi laboratory test
- AASHTO M294 and ASTM F2306
- Available in 4" - 60" diameters

GOLDLINE®



- Single-wall HDPE pipe
- Meets or exceeds ASTM F405 or F667
- Available in perforated or non-perforated
- Available in coils or sticks
- AASHTO - M252 or M294
- Available in 2" - 15" diameter

Sump Drainage



- Sump basins
- Solid and slotted lids
- Extensions
- Sump hose kits

Fittings



- Single-wall and dual-wall HDPE
- Single-wall available in 2" - 15" diameters
- Dual-wall available in 4" - 60" diameters
- Full offering of fittings

Accessories



- Catch basins
- Downspout adapters
- HDPE aprons
- Tile tape