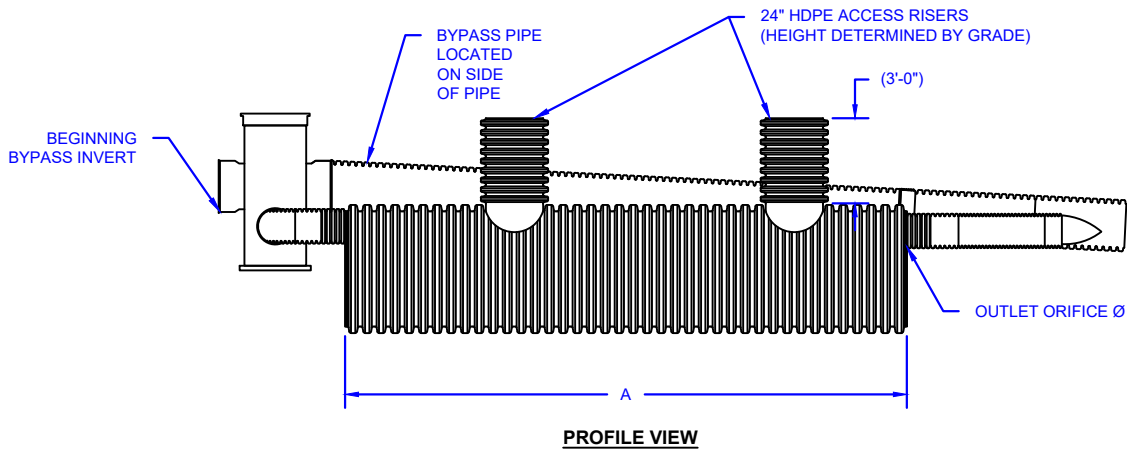
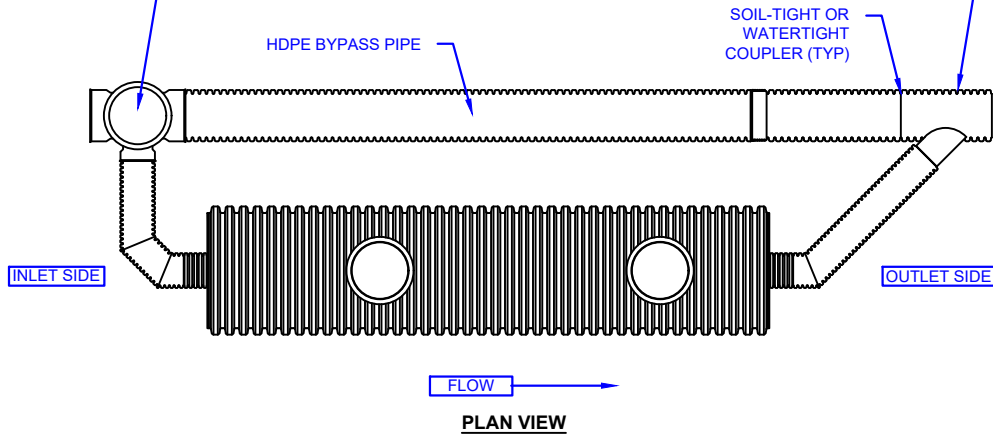


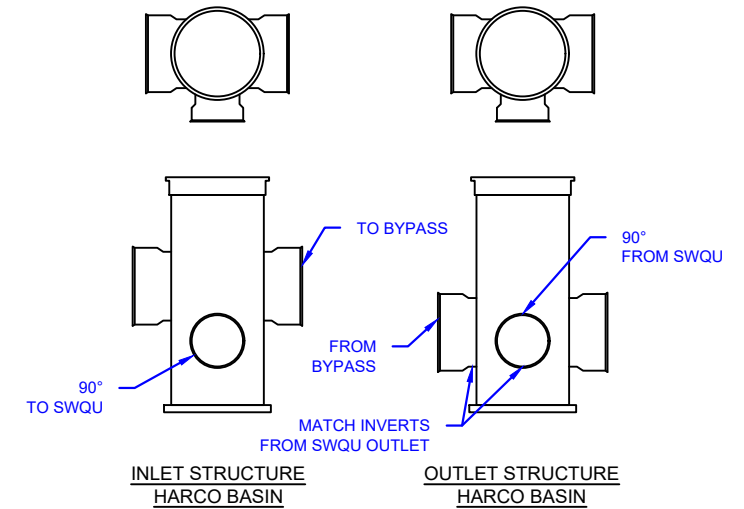
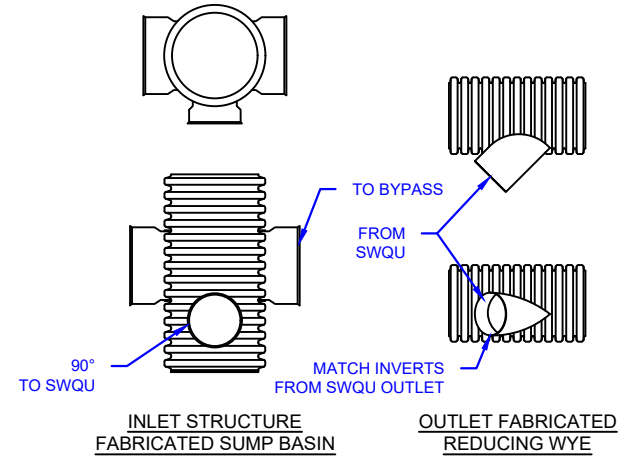
SHOWN AS HARCO BASIN.  
SEE STRUCTURE OPTIONS FOR  
ALTERNATE CONFIGURATIONS

SHOWN AS REDUCING WYE.  
SEE STRUCTURE OPTIONS FOR  
ALTERNATE CONFIGURATIONS



**STRUCTURE OPTIONS**

- FITTING DIMENSIONS VARY WITH UNIT DESIGN, DIMENSIONS CAN BE PROVIDED ONCE DESIGN IS EVALUATED.
- OTHER STRUCTURES MAY BE USED.



PART NUMBER	MAIN PIPE DIA. (IN)	LENGTH A (FT)	SIEVE SIZE	PARTICLE SIZE (CM)	TREATED FLOW RATE (CFS)	INLET Ø (IN)	OUTLET Ø (IN)	OUTLET ORIFICE Ø (IN)
WQU3620A	36	20	140	0.0107	1.50	10	10	6.6
WQU3620B	36	20	200	0.0076	0.74	10	10	4.7
WQU3640A	36	40	140	0.0107	3.08	10	10	9.6
WQU3640B	36	40	200	0.0076	1.54	10	10	6.8

**NOTES:**

1. SEE STANDARD DETAILS D-4-100 & D-4-101 FOR STORM WATER QUALITY UNIT PRODUCT DETAILS
2. CUSTOM UNITS ARE AVAILABLE, CONTACT YOUR PRINSCO SALES REPRESENTATIVE FOR MORE INFORMATION.
3. SEE PRINSCO SWQU INSTALLATION GUIDE FOR PROPER INSTALLATION OF PRODUCTS
4. FABRICATED TO ASTM F2737 FOR CORRUGATED HDPE WATER QUALITY UNITS.

THIS DETAIL DEPICTS RECOMMENDED INSTALLATION PRACTICES AND IS NOT INTENDED TO SUPERSEDE ANY NATIONAL, STATE OR LOCAL SPECIFICATIONS. PRINSCO BEARS NO RESPONSIBILITY FOR ANY ALTERATIONS, REVISION AND/OR DEVIATION FROM THIS STANDARD DETAIL. PRINSCO HAS NOT PERFORMED ANY ENGINEERING OR DESIGN SERVICE FOR THIS PROJECT. THE DESIGN ENGINEER SHALL REVIEW THESE DETAILS PRIOR TO CONSTRUCTION TO VERIFY SUITABILITY. © PRINSCO, INC.



1717 16TH ST. NE  
WILLMAR, MN 56201  
www.prinSCO.com

TITLE: 36" STORMWATER QUALITY UNIT (SWQU)	
DRAWN BY: TJW	DATE: 31-Mar-20
SCALE: NTS	SHEET: 1 OF 1
DRAWING NUMBER: D-4-110	