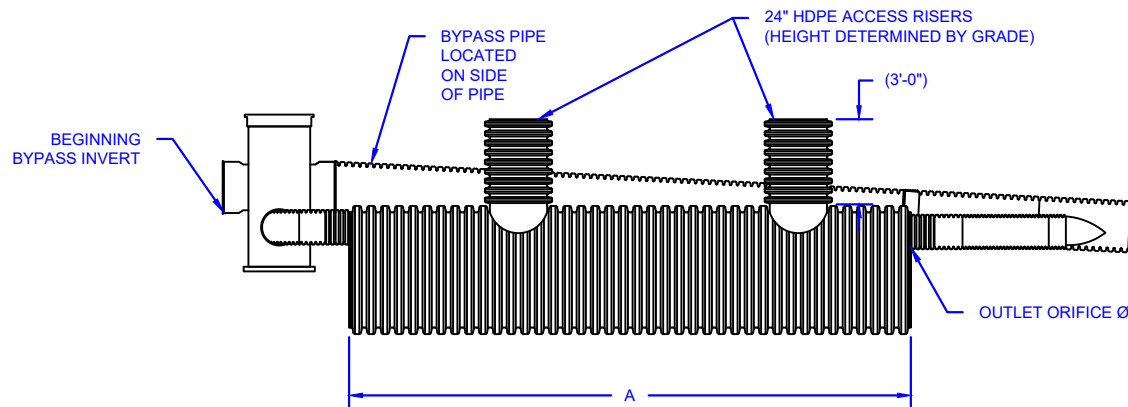


PLAN VIEW

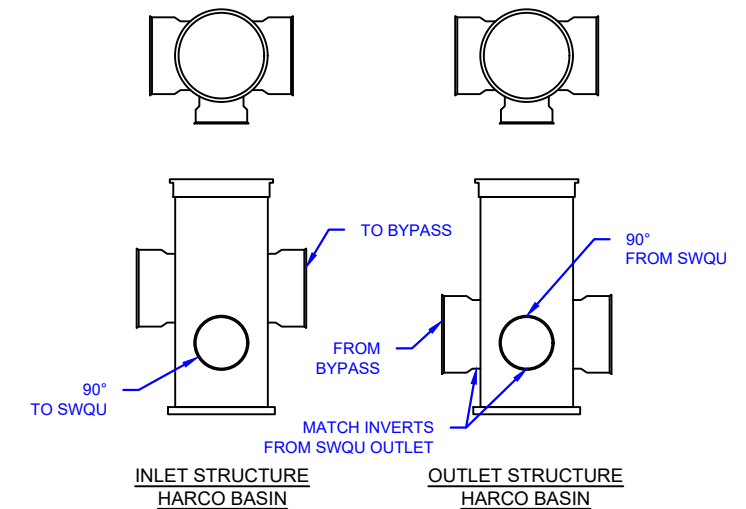
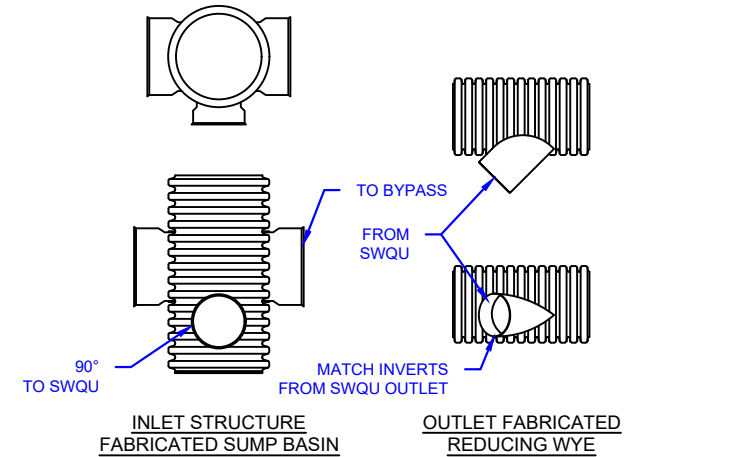


PROFILE VIEW

MAIN PIPE DIA. (IN)	LENGTH A (FT)	SIEVE SIZE	PARTICLE SIZE (CM)	TREATED FLOW RATE (CFS)	INLET Ø (IN)	OUTLET Ø (IN)	OUTLET ORIFICE Ø (IN)
42	20	140	0.0107	1.77	12	12	6.9
42	20	200	0.0076	0.88	12	12	4.9
42	40	140	0.0107	3.66	12	12	10.0
42	40	200	0.0076	1.83	12	12	7.1

STRUCTURE OPTIONS

- FITTING DIMENSIONS VARY WITH UNIT DESIGN, DIMENSIONS CAN BE PROVIDED ONCE DESIGN IS EVALUATED.
- OTHER STRUCTURES MAY BE USED.



NOTES:

1. SEE STANDARD DETAILS D-4-100 & D-4-101 FOR STORM WATER QUALITY UNIT PRODUCT DETAILS
2. CUSTOM UNITS ARE AVAILABLE, CONTACT YOUR PRINSCO SALES REPRESENTATIVE FOR MORE INFORMATION.
3. SEE PRINSCO SWQU INSTALLATION GUIDE FOR PROPER INSTALLATION OF PRODUCTS
4. FABRICATED TO ASTM F2737 FOR CORRUGATED HDPE WATER QUALITY UNITS.

THIS DETAIL DEPICTS RECOMMENDED INSTALLATION PRACTICES AND IS NOT INTENDED TO SUPERSEDE ANY NATIONAL, STATE OR LOCAL SPECIFICATIONS. PRINSCO BEARS NO RESPONSIBILITY FOR ANY ALTERATIONS, REVISION AND/OR DEVIATION FROM THIS STANDARD DETAIL. PRINSCO HAS NOT PERFORMED ANY ENGINEERING OR DESIGN SERVICE FOR THIS PROJECT. THE DESIGN ENGINEER SHALL REVIEW THESE DETAILS PRIOR TO CONSTRUCTION TO VERIFY SUITABILITY. © PRINSCO, INC.



1717 16TH ST. NE
WILLMAR, MN 56201
www.prinsco.com

TITLE: 42" STORMWATER QUALITY UNIT (SWQU)			
DRAWN BY: NJW	DATE: 11-Aug-23	DRAWING NUMBER:	
SCALE: NTS	SHEET: 1 OF 1	D-4-111	