

Introduction

Prinsco offers 3- through 60-inch (50 to 1500 mm) diameter pipe in solid (non-perforated) and various perforation configurations. The tables below provide the typical perforations patterns available for single-wall (SW), dual-wall (DW), and flexible dual-wall (FDW) pipe.

Standard perforation patterns (“Slot” and “Circular”) meet the Class II perforation requirements per AASHTO M252 & M294 as well as the perforation requirements of the respective ASTM pipe standards. Contact your local Prinsco representative for available perforation patterns in your area.

Table 1: Perforation Sizes for Narrow Slot and Standard Perforated Pipe

Pipe Size & Type	Perforation Style	Approximate Slot Length or Hole Diameter		Approximate Slot Width		Pattern	Number of Perforations		Water Inlet Area	
		in	mm	in	mm		per foot	per meter	in ² / ft	cm ² /m
3" SW	Slot	0.73	18.4	0.04	1.0	A	72	236	2.09	44.2
3" SW	Narrow Slot	0.73	18.4	0.025	0.6	A	72	236	1.31	27.6
4" SW/DW	Slot	0.73	18.4	0.04	1.0	A	72	236	2.09	44.2
4" SW	Narrow Slot	0.73	18.4	0.025	0.6	A	72	236	1.31	27.6
5" SW	Slot	0.73	18.4	0.04	1.0	A	72	236	2.09	44.2
5" SW	Narrow Slot	0.73	18.4	0.025	0.6	A	72	236	1.31	27.6
6" SW/DW	Slot	0.73	18.4	0.04	1.0	A	60	197	1.74	36.8
6" SW	Narrow Slot	0.73	18.4	0.025	0.6	A	60	197	1.09	23.0
8" SW/DW/FDW	Slot	0.73	18.4	0.07	1.8	A	48	157	2.44	51.6
8" SW/FDW	Narrow Slot	0.73	18.4	0.025	0.6	A	48	157	0.87	18.4
10" SW/DW	Slot	0.73	18.4	0.07	1.8	C	72	236	3.65	77.3
10" SW	Narrow Slot	0.73	18.4	0.025	0.6	C	72	236	1.31	27.6
10" DW	Circular	0.19	4.7	-	-	C	72	236	1.98	41.9
12" SW/DW/FDW	Slot	0.98	24.8	0.07	1.8	C	56	184	3.82	80.9
12" SW/DW/FDW	Narrow Slot	0.98	24.8	0.025	0.6	C	56	184	1.37	28.9
12" DW	Circular	0.25	6.4	-	-	C	56	184	2.75	58.2
15" SW/DW/FDW	Slot	0.98	24.8	0.07	1.8	C	36	118	2.45	51.9
15" SW/DW/FDW	Narrow Slot	0.98	24.8	0.03	0.6	C	36	118	0.88	18.6
15" DW	Circular	0.31	8.0	-	-	C	36	118	2.77	58.6
18" DW	Circular	0.31	8.0	-	-	C	38	125	2.92	61.9
18" DW	Narrow Slot	0.75	19.1	0.07	1.7	C	38	125	1.85	39.2
24" DW	Circular	0.38	9.5	-	-	C	24	79	2.65	56.1
24" DW	Narrow Slot	0.75	19.1	0.07	1.7	C	24	79	1.17	24.8
30" DW	Circular	0.38	9.5	-	-	C	24	79	2.65	56.1
30" DW	Narrow Slot	0.75	19.1	0.07	1.7	C	24	79	1.17	24.8
36" DW	Circular	0.38	9.5	-	-	C	20	66	2.21	46.8
36" DW	Narrow Slot	0.75	19.1	0.07	1.7	C	20	66	0.98	20.6
42" DW	Circular	0.38	9.5	-	-	D	24	79	2.65	56.1
48" DW	Circular	0.38	9.5	-	-	D	24	79	2.65	56.1
60" DW	Circular	0.38	9.5	-	-	D	24	79	2.65	56.1

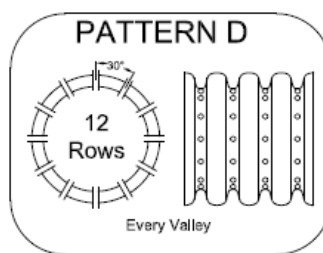
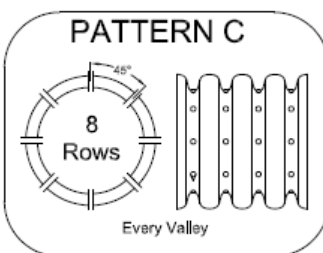
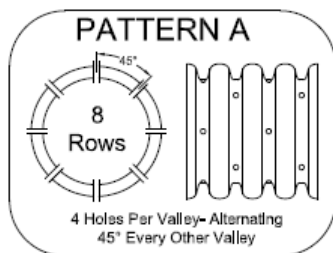




Table 2: Perforation Sizes for ProForm HD, Muck & Aeration Pipe

Pipe Size & Type	Perforation Style	Approximate Slot Length or Hole Diameter		Approximate Slot Width		Pattern	Number of Perforations		Water Inlet Area	
		in	mm	in	mm		per foot	per meter	in ² /ft	cm ² /m
4" SW	Muck	0.75	19.1	0.15	3.81	I	36	118	3.18	67.3
4" SW	Muck	0.75	19.1	0.35	8.89	L	36	118	7.42	157.1
5" SW	Muck	0.75	19.1	0.15	3.81	I	36	118	3.18	67.3
5" SW	Muck	0.75	19.1	0.35	8.89	L	36	118	7.42	157.1
6" SW	Muck	0.75	19.1	0.15	3.81	I	30	98	2.65	56.1
6" SW	Muck	0.75	19.1	0.35	8.89	L	30	98	6.19	130.9
12" DW	Aeration	0.38	9.5	-	-	C	48	157	5.30	112.2
15" DW	Aeration	0.38	9.5	-	-	C	36	118	3.98	84.2
18" DW	Aeration	0.50	15.9	-	-	C	38	125	7.46	157.9
24" DW	Aeration	0.63	15.9	-	-	C	24	79	7.36	155.9
6" PFHD	ProForm HD	1.10	27.9	0.125	3.18	K	24	79	3.30	69.9

